

Rural Services Data Initiative

Connie Sullivan, NHIA President and CEO

Dee Dee Welch, WellSky Sr. Solutions Manager,
HCS





NHIA has partnered (or worked) with WellSky on a number of data initiatives

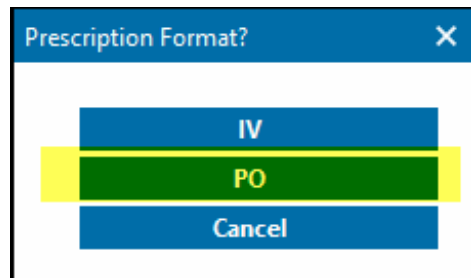
- Benchmarking
- Rural Services
- PN Cost Report

Rural Data – why is it important?


- Administration focus on addressing health inequities.
- How will NHIA use this data
 - Valuable data for NHIA advocacy efforts pushing for expanded coverage in the home.
- Retroactive look at the number and % of infusion patients treated in rural areas.
- Rural is defined by using DME MAC Competitive Bidding program. At least 50 percent of the total geographical area of the ZIP code is estimated to be outside any metropolitan statistical area (MSA).

About the Rural Service Report

This report provides information on IV dispenses, determined by excluding dispenses where the prescription format is PO.



Rural Patients can be identified by having the “Rural” tag next to their zip code in the Patient Record.



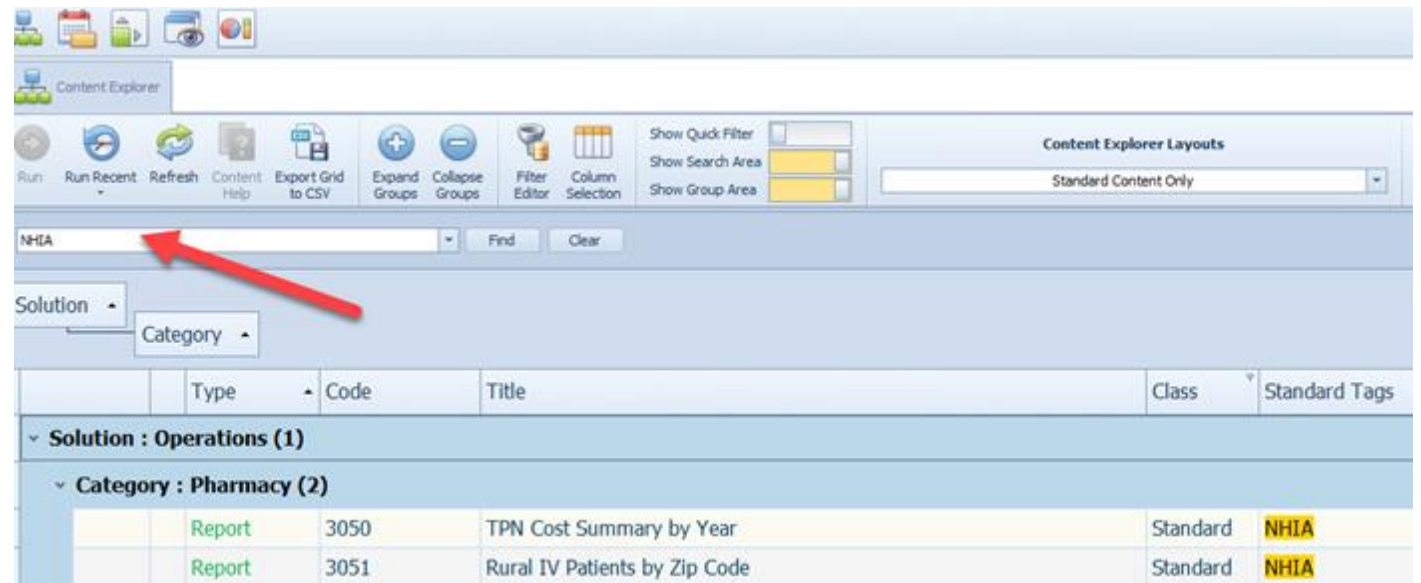
Data is summarized for each year:

- **Year:** The year the Rx was dispensed.
- **Unique Rural Patients:** A unique count of rural patients.
- **Unique Non-Rural Patients:** A unique count of non-rural patients.
- **% Rural Patients:** Percental of total patients who are rural.

How to Run the Rural Services Report

1. Launch your CareTend BI application - how you launch this can vary depending on how it is installed as well as which product you are using CareTend BI with.

2. In the content explorer search bar, search for NHIA. This will return any current or future reports that WellSky creates in conjunction with NHIA for data gathering initiatives.



How to Run the Rural Services Report

Right click on the Rural IV Patients by Zip Code report and select “Run”. Enter the following parameters and click “OK”.

- Select all Companies/Sites
- Separate selected Companies/Sites
- Enter Starting Date: 1/1/2016
- Enter Ending Date: 12/31/2020

Solution : Operations (1)					
Category : Pharmacy (2)					
	Report	3050	TPN Cost Summary by Year	Standard	NHIA
	Report	3051	Rural IV Patients by Zip Code	Standard	NHIA

Enter Parameter Values

Which companies would you like to include in this report? CompanySelection

Available Values:

- DHS - Columbus - Cincinnati Infusion Services
- DHS - Columbus - Columbus Home Infusion Therap
- DHS - Columbus - Columbus Home Nursing
- DHS - Columbus - Columbus Medical Equipment
- DHS - Columbus - Dallas Home Infusion
- DHS - Columbus - Mediserv Infusion, LLC
- DHS - Columbus - Seeley Medical
- DHS - Eastern States HME - Cincinnati Home Medical

Selected Values:

- DHS - Columbus - Cincinnati Infusion Services
- DHS - Columbus - Columbus Home Infusion Therap
- DHS - Columbus - Columbus Home Nursing
- DHS - Columbus - Columbus Medical Equipment
- DHS - Columbus - Dallas Home Infusion
- DHS - Columbus - Mediserv Infusion, LLC
- DHS - Columbus - Seeley Medical
- DHS - Eastern States HME - Cincinnati Home Medical

Remove Remove All

Enter how to group companies: GroupComp

Separate selected companies

Enter Starting Date: FromDate

1/1/2016

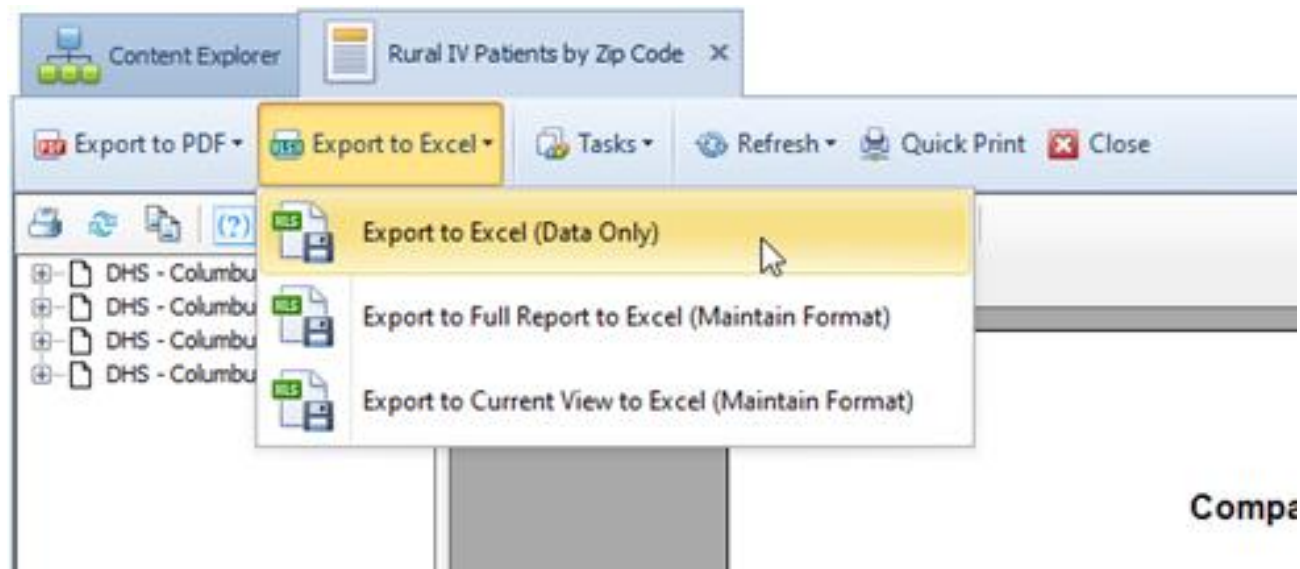
Enter Ending Date: ThruDate

12/31/2020

OK Cancel

How to Run the Rural Services Report

To submit the data to NHIA, select Export to Excel and choose the data only option. You can then select where to save the data for submission.



Rural Report Example

Year	Unique Rural Patients	Unique Non-Rural Patients	% Rural Patients
Location 1	530	3,170	14.32%
2016	100	500	16.67%
2017	95	650	12.75%
2018	115	675	14.56%
2019	120	645	15.69%
2020	100	700	12.50%
Location 2	1,305	6,725	16.25%
2016	250	1,300	16.13%
2017	275	1,350	16.92%
2018	280	1,375	16.92%
2019	230	1,300	15.03%
2020	270	1,400	16.17%
Location 3	825	5,425	13.20%
2016	150	1,000	13.04%
2017	175	1,050	14.29%
2018	170	1,075	13.65%
2019	160	1,200	11.76%
2020	170	1,100	13.39%
Grand Totals:	2,660	15,320	14.79%

How to submit data to NHIA

- All data submitted to NHIA can be de-identified to NHIA staff
- Data program participants who wish to be de-identified are assigned a “Data Participation Code” or DPC
- Data is then submitted through the NHIA data portal by uploading the file to the Rural Services folder assigned to the DPC
- Participants also have the option of directly emailing the file if they prefer since the data in this report contains no patient specific information.
- To learn more about the Rural Services Data Initiative visit our website nhia.org
- For questions and to enroll please contact Ryan Garst Sr. Director of Clinical Services at ryan.garst@nhia.org